

Scaled data based on original data using
LM-79-2019 Approved Method: Electrical and Photometric Measurements of Solid-
State Lighting Products

Test Report Prepared for
Cooper Lighting Solutions

Brand: STREETWORKS

Report Number: P385959

Luminaire Tested: GAW-SA1C-750-U-5NQ

Issue Date: 3/3/2020

Test Information

Test Method: LM-79-2019
Report Number: P385959
TEST IS SCALED FROM IESNA LM-79-08 TEST DATA (G2-1903-205-5)
Test Lab: INNOVATION CENTER
Issue Date: 3/3/2020
Manufacturer: COOPER LIGHTING SOLUTIONS
Product Line: STREETWORKS
Catalog Number: GAW-SA1C-750-U-5NQ
Description: GALLEON WALL LUMINAIRE
(1) 70 CRI, 5000K, 1050mA LIGHTSQUARE WITH 16 LEDS AND TYPE V NARROW OPTICS
Light Source: -
Ballast/Driver: ELECTRONIC DRIVER

Summary

Lumens per Lamp: N/A
Luminaire Lumens: 7793 lumens
Efficiency: N/A
Efficacy: 132.1 lumens/watt
Luminous Opening: Rectangular (W 0.5' x L: 0.5' x H: 0')
IES Classification: Type V - Short
BUG Rating: B3 - U0 - G1

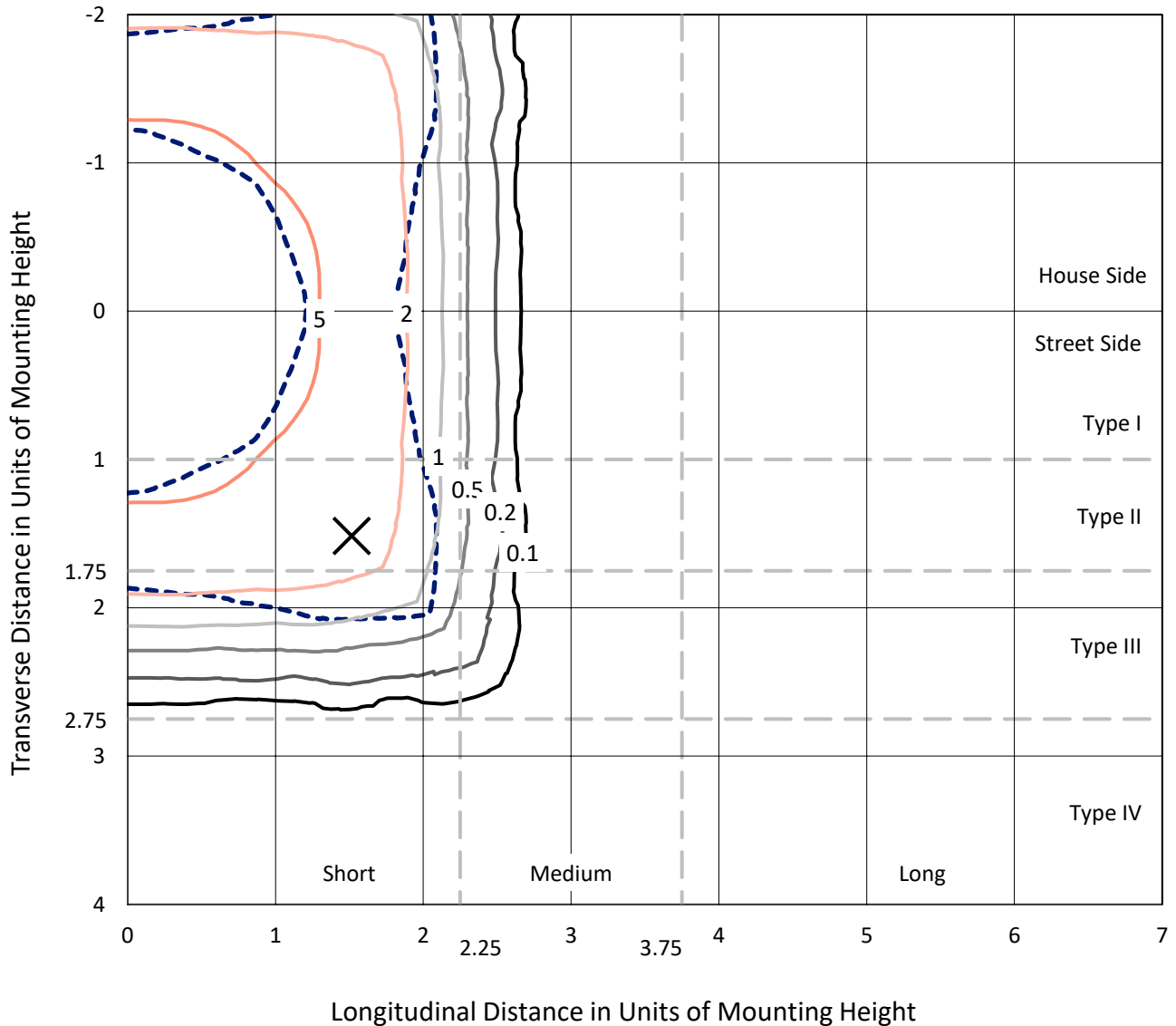
Input Watts (W): 59
Input Voltage (V): NR
Input Current (Ain): NR
Voltage Rise (V): NR
Power Factor: NR
Total Harmonic Distortion (THDi): NR
Frequency (hertz): 60
Stabilization Time: NR
Operation Time: NR
Ambient Temperature (°C): NR
Test Distance: 28.75 FT



REPORT NUMBER: P385959
 CATALOG NUMBER: GAW-SA1C-750-U-5NQ

Iso-Footcandle Lines of Horizontal Illumination

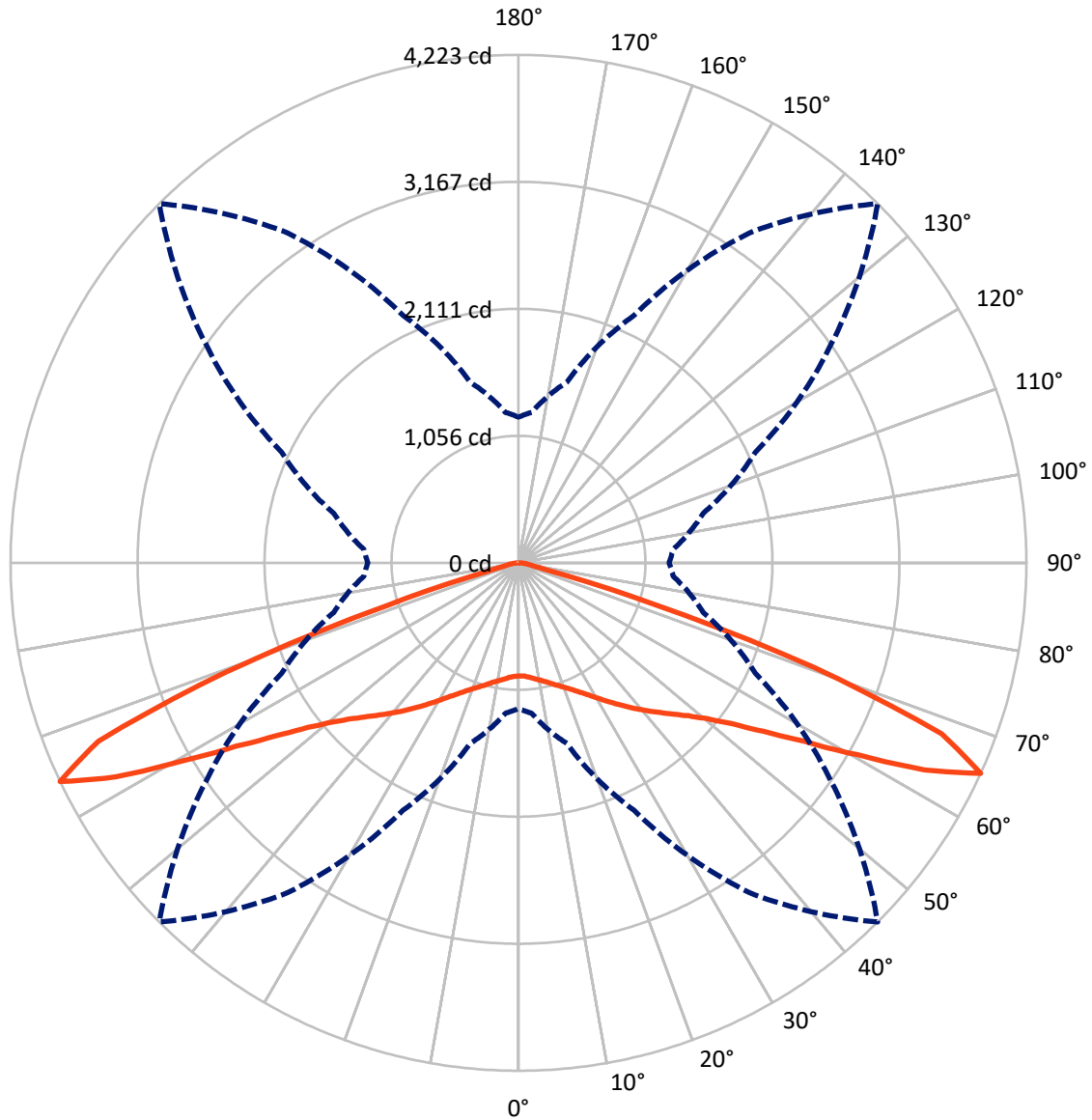
× Max cd
 - - - 1/2 Max cd



Based on 10 foot mounting height. Maximum calculated value = 9.5 fc
 Type V - Short - N/A

REPORT NUMBER: P385959
CATALOG NUMBER: GAW-SA1C-750-U-5NQ

Luminous Intensity Polar Plot



— Vertical Plane Through 45-Deg Lateral - - - Horizontal Cone Through 65-Deg Vertical

REPORT NUMBER: P385959
 CATALOG NUMBER: GAW-SA1C-750-U-5NQ

FLUX DISTRIBUTION:

		Downward	Upward	Total
House Side	Lumens	3896.5	0.0	3896.5
	% Fixture	50.0	0.0	50.0
Street Side	Lumens	3896.5	0.0	3896.5
	% Fixture	50.0	0.0	50.0
Total	Lumens	7793.0	0.0	7793.0
	% Fixture	100.0	0.0	100.0

ZONAL LUMENS:

Zone	Lumens	% Fixture
0°-10°	92.3	1.2
10°-20°	296.8	3.8
20°-30°	556.8	7.1
30°-40°	920.9	11.8
40°-50°	1426.3	18.3
50°-60°	2187.6	28.1
60°-70°	2041.3	26.2
70°-80°	237.6	3.0
80°-90°	33.4	0.4
90°-100°	0.0	0.0
100°-110°	0.0	0.0
110°-120°	0.0	0.0
120°-130°	0.0	0.0
130°-140°	0.0	0.0
140°-150°	0.0	0.0
150°-160°	0.0	0.0
160°-170°	0.0	0.0
170°-180°	0.0	0.0
0°-90°	7793.0	100.0
0°-180°	7793.0	100.0

Coefficient of Utilization



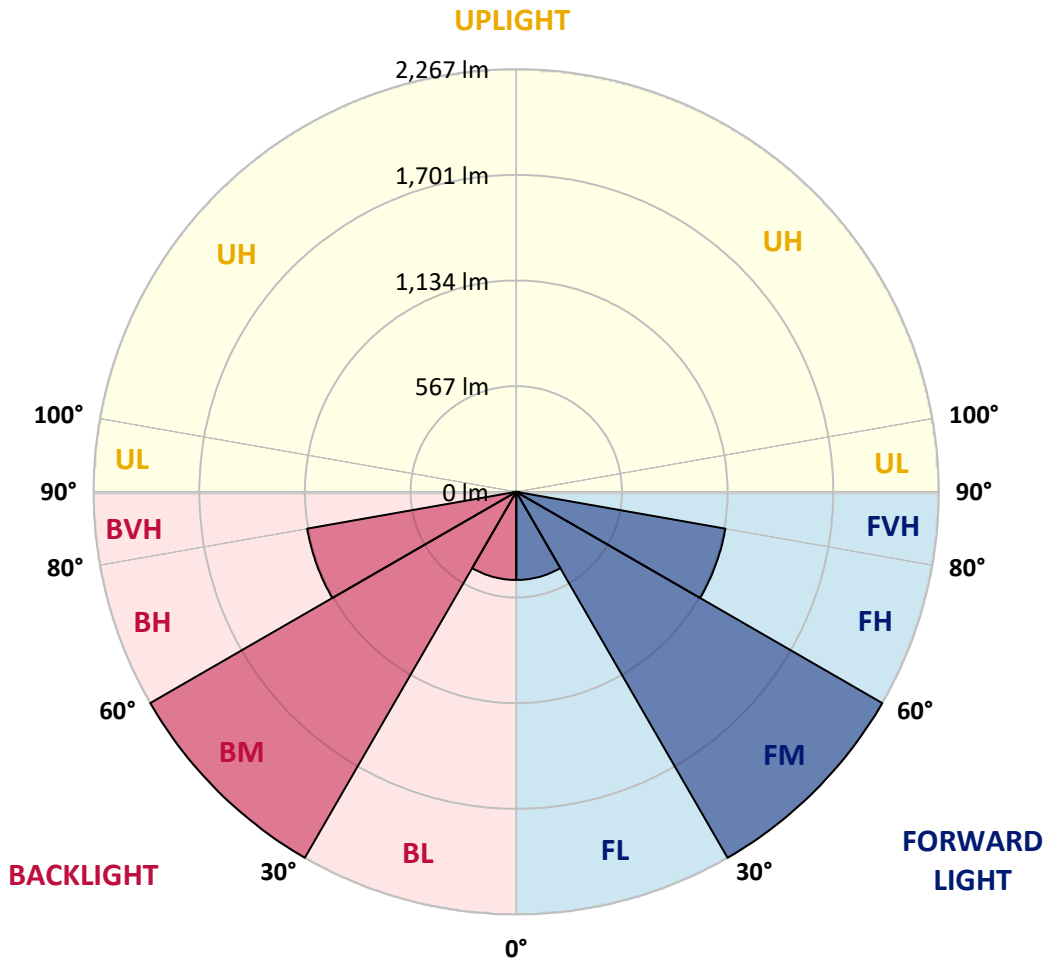
REPORT NUMBER: P385959
 CATALOG NUMBER: GAW-SA1C-750-U-5NQ

LUMINAIRE CLASSIFICATION SYSTEM LUMEN TABLE AND BUG RATING:

Zone	Lumens	% Fixture	Zone Rating/Lumen Limit		
			B	U	G
FL (0°-30°)	473.0	6.1			
FM (30°-60°)	2267.4	29.1			
FH (60°-80°)	1139.4	14.6			G1/1800
FVH (80°-90°)	16.7	0.2			G1/100
BL (0°-30°)	473.0	6.1	B1/500		
BM (30°-60°)	2267.4	29.1	B2/2500		
BH (60°-80°)	1139.4	14.6	B3/2500		G1/1800
BVH (80°-90°)	16.7	0.2			G1/100
UL (90°-100°)	0.0	0.0		U0/0	
UH (100°-180°)	0.0	0.0		U0/0	

BUG Rating: B3-U0-G1

Type V Short





REPORT NUMBER: P385959
 CATALOG NUMBER: GAW-SA1C-750-U-5NQ

CANDELA DISTRIBUTION (FULL):

	0°	5°	15°	25°	35°	45°	55°	65°	75°	85°	90°
0°	941.1	941.1	941.1	941.1	941.1	941.1	941.1	941.1	941.1	941.1	941.1
2.5°	944.2	943.7	944.2	944.5	942.9	943.7	943.4	944.7	945.2	944.7	944.7
5°	955.1	954.3	955.3	956.6	954.6	955.1	954.3	955.8	956.4	955.3	956.1
7.5°	970.1	970.3	971.4	973.7	972.4	973.4	971.9	972.1	971.9	970.3	970.6
10°	986.4	986.6	988.4	991.5	992.1	992.1	991.0	990.3	989.2	988.2	988.4
12.5°	1006.0	1007.3	1008.6	1012.5	1012.5	1014.6	1014.1	1012.0	1010.2	1008.6	1008.6
15°	1032.7	1032.4	1034.0	1037.9	1039.7	1043.0	1043.0	1040.2	1037.9	1036.3	1035.8
17.5°	1060.6	1061.4	1062.4	1067.1	1069.9	1073.8	1074.3	1072.0	1070.4	1068.4	1067.1
20°	1093.2	1094.5	1098.6	1100.5	1103.0	1106.7	1108.0	1107.4	1105.9	1104.9	1105.1
22.5°	1131.2	1134.6	1137.2	1139.8	1142.9	1145.5	1146.8	1148.6	1147.0	1146.2	1145.7
25°	1177.3	1179.6	1184.8	1189.4	1191.5	1192.3	1193.8	1196.4	1196.2	1194.4	1194.4
27.5°	1229.5	1233.9	1240.4	1247.1	1247.1	1244.5	1249.7	1254.1	1252.6	1250.2	1247.1
30°	1292.9	1297.1	1304.6	1313.9	1309.2	1307.4	1314.4	1322.4	1320.1	1316.2	1315.7
32.5°	1361.2	1365.1	1374.9	1385.0	1379.1	1376.5	1384.0	1395.6	1391.5	1383.7	1379.1
35°	1435.2	1439.1	1453.0	1465.2	1455.1	1450.7	1456.9	1469.6	1462.4	1447.9	1444.2
37.5°	1515.6	1517.7	1535.8	1548.2	1541.3	1529.6	1537.4	1546.7	1540.5	1522.9	1515.9
40°	1599.2	1606.7	1627.7	1642.1	1630.0	1611.6	1624.6	1637.5	1628.2	1605.7	1593.8
42.5°	1696.7	1702.4	1730.4	1743.3	1723.6	1697.8	1715.4	1732.9	1723.6	1701.9	1691.6
45°	1798.1	1806.9	1840.3	1853.2	1824.8	1791.9	1813.4	1844.2	1843.4	1812.1	1801.2
47.5°	1908.6	1917.4	1957.2	1974.3	1943.5	1899.5	1929.8	1973.3	1970.2	1935.8	1927.0
50°	2036.1	2045.4	2095.1	2116.6	2087.9	2036.6	2082.2	2120.5	2114.8	2072.3	2073.1
52.5°	2196.3	2195.7	2257.6	2294.8	2265.3	2220.1	2262.0	2299.2	2275.7	2216.9	2215.1
55°	2336.5	2345.0	2421.6	2492.2	2490.4	2473.0	2489.9	2491.4	2424.2	2346.0	2336.5
57.5°	2428.6	2444.9	2552.7	2680.5	2776.2	2799.3	2766.7	2667.8	2510.3	2385.4	2370.1
60°	2371.9	2396.7	2566.2	2826.7	3108.6	3243.9	3060.0	2753.5	2443.3	2269.2	2248.5
62.5°	1989.6	2031.5	2279.6	2756.1	3394.7	3790.3	3272.6	2616.1	2176.9	1937.0	1901.6
65°	1211.7	1255.9	1555.0	2268.4	3348.4	4222.8	3175.6	2171.4	1588.9	1290.6	1252.3
67.5°	403.8	416.7	592.9	1253.9	2631.6	3794.2	2636.0	1299.9	691.5	458.4	444.9
70°	158.1	159.4	188.1	363.5	1242.7	2606.0	1371.3	369.9	196.6	155.5	158.8
72.5°	116.2	116.7	124.7	151.8	323.9	1148.1	335.5	152.6	121.3	108.9	108.9
75°	93.4	93.4	99.1	110.7	145.1	263.3	147.2	109.4	94.9	86.9	85.9
77.5°	73.7	75.3	79.7	87.2	98.3	126.8	101.9	86.7	76.6	69.1	67.5
80°	54.8	56.4	63.6	67.3	70.6	88.0	75.3	67.8	60.5	51.7	50.2
82.5°	36.0	37.5	46.6	48.6	47.9	57.4	50.7	49.9	44.5	33.4	31.8
85°	23.5	24.1	31.0	32.3	29.7	26.1	32.3	34.1	31.0	21.7	21.0
87.5°	11.1	11.1	15.8	14.7	13.5	10.9	14.7	17.3	17.6	10.6	10.3
90°	0.0	0.0	0.0	0.0	0.0	0.0	0.0	0.0	0.0	0.0	0.0

(END OF REPORT)